

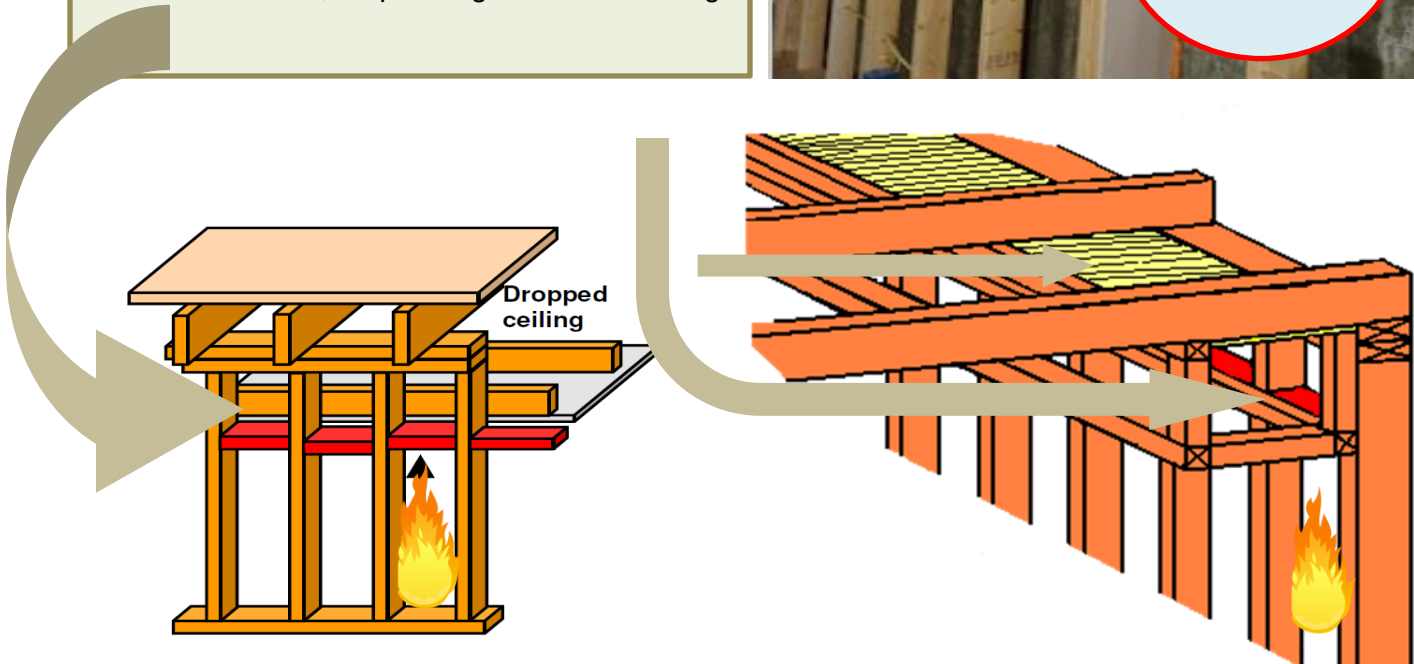
This handout is intended only as a guide and is based in part on the 2020 Minnesota State Building Code, Faribault city ordinances, and good building practice. While every attempt has been made to insure the correctness of this handout, no guarantees are made to its accuracy or completeness. Responsibility for compliance with applicable codes and ordinances falls on the owner or contractor. For specific questions regarding code requirements, refer to the applicable codes or contact the City of Faribault, Building Department.

FIREBLOCKING is intended to block the spread of fire from one *concealed* space to another.

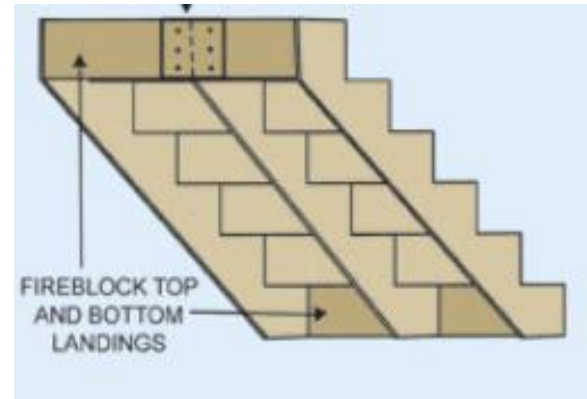
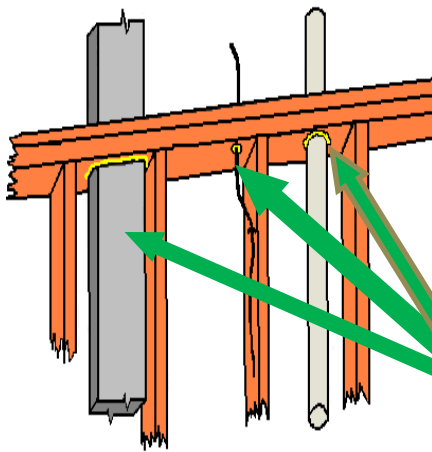
- Fireblocking shall be installed and inspected as part of the framing or insulation inspection. **Improper fireblocking is a common reason for inspection failure. Fireblocking is required and shall be installed as listed below prior to the installation of any wall covering material.**
- **R302.11 Fireblocking:** In combustible construction, fireblocking shall be provided to cut off all concealed draft openings (both vertical and horizontal) and to form an effective fire barrier between stories, and between a top story and the roof space. Fireblocking shall be
- provided in wood-frame construction in the following locations:

1. In concealed spaces of stud walls and partitions, including furred spaces (open space between foundation wall and framed wall) and parallel rows of studs or staggered studs, as follows:
 - Vertically at the ceiling and floor levels.
 - Horizontally at intervals not exceeding 10 feet

2. At all interconnections between concealed vertical and horizontal spaces such as occur at soffits, drop ceilings and cove ceilings.



3. In concealed spaces between stair stringers at the top and bottom of the run. Enclosed spaces under stairs shall comply with Section R302.7.

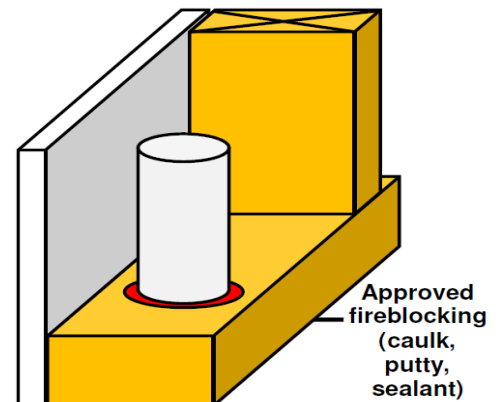


4. At openings around vents, pipes, ducts, cables and wires at ceiling and floor level, with an approved material to resist the free passage of flame and products of combustion. The material filling this annular space shall not be required to meet the ASTM E 136 requirements.

5. For the fireblocking of chimneys and fireplaces, see Section R1003.19.
6. Fireblocking of cornices of a two-family dwelling is required at the line of dwelling unit separation.

➤ **R302.11.1 Fireblocking materials.** Except as provided in Section R302.11, Item 4, fireblocking shall consist of the following materials.

1. Two-inch (51 mm) nominal lumber.
2. Two thicknesses of 1-inch (25.4 mm) nominal lumber with broken lap joints.
3. One thickness of 23/32-inch (18.3 mm) wood structural panels with joints backed by 23/32-inch (18.3 mm) wood structural panels.
4. One thickness of 3/4-inch (19.1 mm) particleboard with joints backed by 3/4-inch (19.1 mm) particleboard.
5. One-half-inch (12.7 mm) gypsum board.
6. One-quarter-inch (6.4 mm) cement-based millboard.
7. Batts or blankets of mineral wool or glass fiber or other approved materials installed in such a manner as to be securely retained in place. Fireblocking should be installed and inspected as part of the framing or insulation inspection.



➤ **302.11.1.2 Unfaced fiberglass** batt insulation used as *fireblocking* shall fill the entire cross section of the wall cavity to a minimum height of 16 inches (406 mm) measured vertically. When piping, conduit or similar obstructions are encountered, the insulation shall be packed tightly around the obstruction.

Other materials such as caulking or spray foams shall be non-combustible.

INSPECTIONS

Fireblocking is typically inspected at the time of the framing inspection and should be complete at that time.